

IMPORTANT INFORMATION

Flood forecast and water levels:

hochwasser.rlp.de

Weather forecasts and warnings:

dwd.de, dwd.de/DE/wetter/warnungen_gemeinden/warnWetter_node.html

Warning apps:

KATWARN, NINA, Meine Pegel, WarnWetter

Radio (local, public service stations):

Important information:

Contact details:

Incident numbers:

Problems with the sewer (backflow):

Gas supply faults:

Water supply faults:

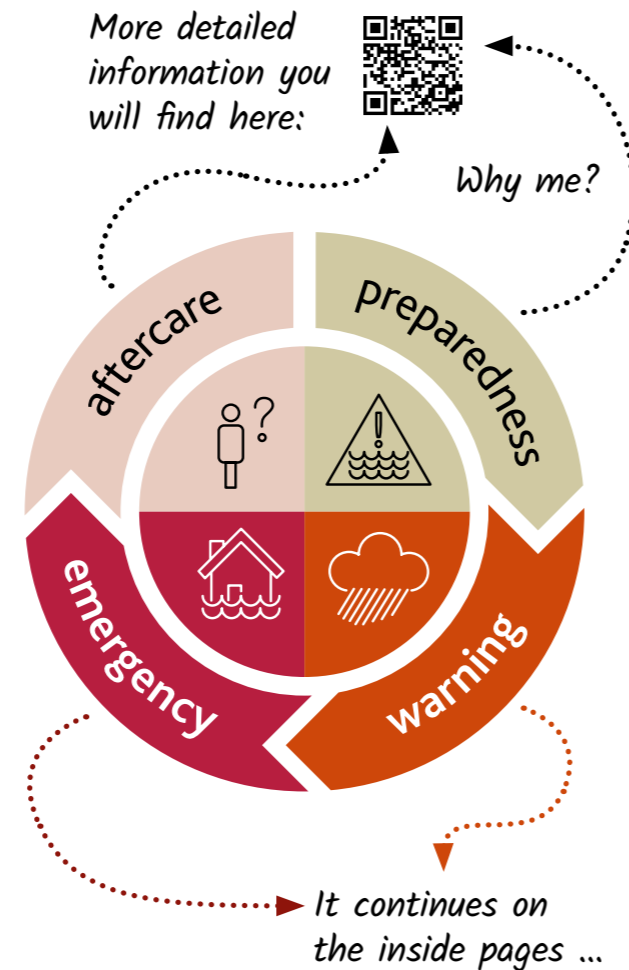
Power supply faults:

Rescue service: 112

Personal contact details:

ARE YOU PREPARED?

You must make the following preparations in the event of flooding or an imminent flooding event caused by heavy rainfall.



hochwassermanagement.rlp.de/vorbereiten



CORRECT BEHAVIOUR DURING FLOOD EVENTS AND HEAVY RAIN



Imprint

Ministerium für Klimaschutz,
Umwelt, Energie und Mobilität
Kaiser-Friedrich-Straße 1, 55116 Mainz
www.mkuem.rlp.de


This publication is issued as part of the public relations efforts of the Rhineland-Palatinate state government. It is prohibited for parties, candidates, or election assistants to utilize this material for election advertising purposes. Furthermore, even in the absence of a temporal reference to an upcoming election, the publication must not be used in a manner that could be construed as the state government endorsing a political group.



Design: RHEINLENKEN GmbH | Images: istock.com/Animaflores (title), pixabay.com/Hans (p. 2), LU RP (p. 3) | February 2025

BEFORE THE FLOOD!



- Stay informed on current weather reports, warnings and water levels.
- Work through your **personal emergency plan** and keep your **emergency numbers** and **emergency equipment** at hand.
- Check or activate your **structural flood protection measures**.
- Prepare **assistance measures** for sick and dependent persons, children and pets.
- Secure **valuable** or **dangerous objects** and **materials**, but only clear your cellar and lower-lying rooms if you have enough time to prepare. 
- Be aware of the **risk of an electric shock** and switch off electrical appliances and heaters in rooms that could be flooded. Switch off the power completely if necessary. Install emergency lighting.
- Keep a **mobile phone** with a charged **battery** and a power bank ready. Make an agreement with your neighbours in case your phone fails.





- Timely switch off burners and boilers of your **heating system** or remove them. Anchor **oil and gas tanks** as well as connection lines (filling nozzles, venting). Close the gas valves on gas heating systems.
- If there is sufficient preparation time, drive your **car** and other vehicles out of your flood-prone garages or car parks. However, do not take any risks!
- Take care of your resources, conserve your mobile phone battery, your drinking water and food supplies.



THE FLOODING HAS ARRIVED!



- Try to **remain calm** and act in a considered manner. Think about your **own safety** and the **safety** of your **fellows**. 
- **Stay informed** and use warning apps or the radio. Pay attention to siren signals and announcements from the emergency services.
- **Follow the instructions of the fire brigade and emergency services!**

- Leave **areas at risk** of flooding, such as low-lying parts of buildings, underground car parks and subways. Even at the beginning of a flooding, staying on the lower floors can be life-threatening. Often it is no longer possible to open doors and windows against the pressure of incoming water.
- Make sure that electricity and heating systems are switched off in endangered buildings. Do not enter flooded rooms; **risk of electric shock!** 
- Avoid **cordoned-off areas and riverbanks**. Do not enter or drive on flooded roads and subways. Do not unnecessarily drive boats into flooded areas.
- If possible, avoid direct contact with the water, which may be heavily contaminated with harmful substances. Report any leaking **pollutants** or the **smell of gas** to the **fire brigade** or utility company immediately.
- If necessary, go to your **evacuation point!**
- Document the **water levels** as well as the precautionary measures taken and adapt your **personal emergency plan** accordingly. If possible, take photos and videos during the event, e.g. of the highest water level, without putting yourself in danger.

PERSONAL EMERGENCY LUGGAGE AND SUPPLIES

- Food and drinking water
- Important medication, toiletries, first aid kit
- Mobile phone and power bank
- Off-grid radio (battery or crank)
- Lighting: thick candles, torch (battery or crank), paraffin lamp, lamp attachment for camping gas bottle, matches, lighter
- Cooking hob independent of electricity: e.g. spirit cooker, camping gas cooker, petrol cooker, dry spirit cooker (Esbit cooker) with fuel, crockery, cutlery
- Protection against the cold: camping gas bottle with heating attachment, woollen blankets, warm clothing
- Rubber boots, waterproof gloves
- Money and papers in waterproof packaging

PERSONAL EMERGENCY PLAN

📍 hochwasser.baden-wuerttemberg.de/documents/20122/58734/Mustervorlage-Notfallplan-fuer-Hochwasser.pdf

